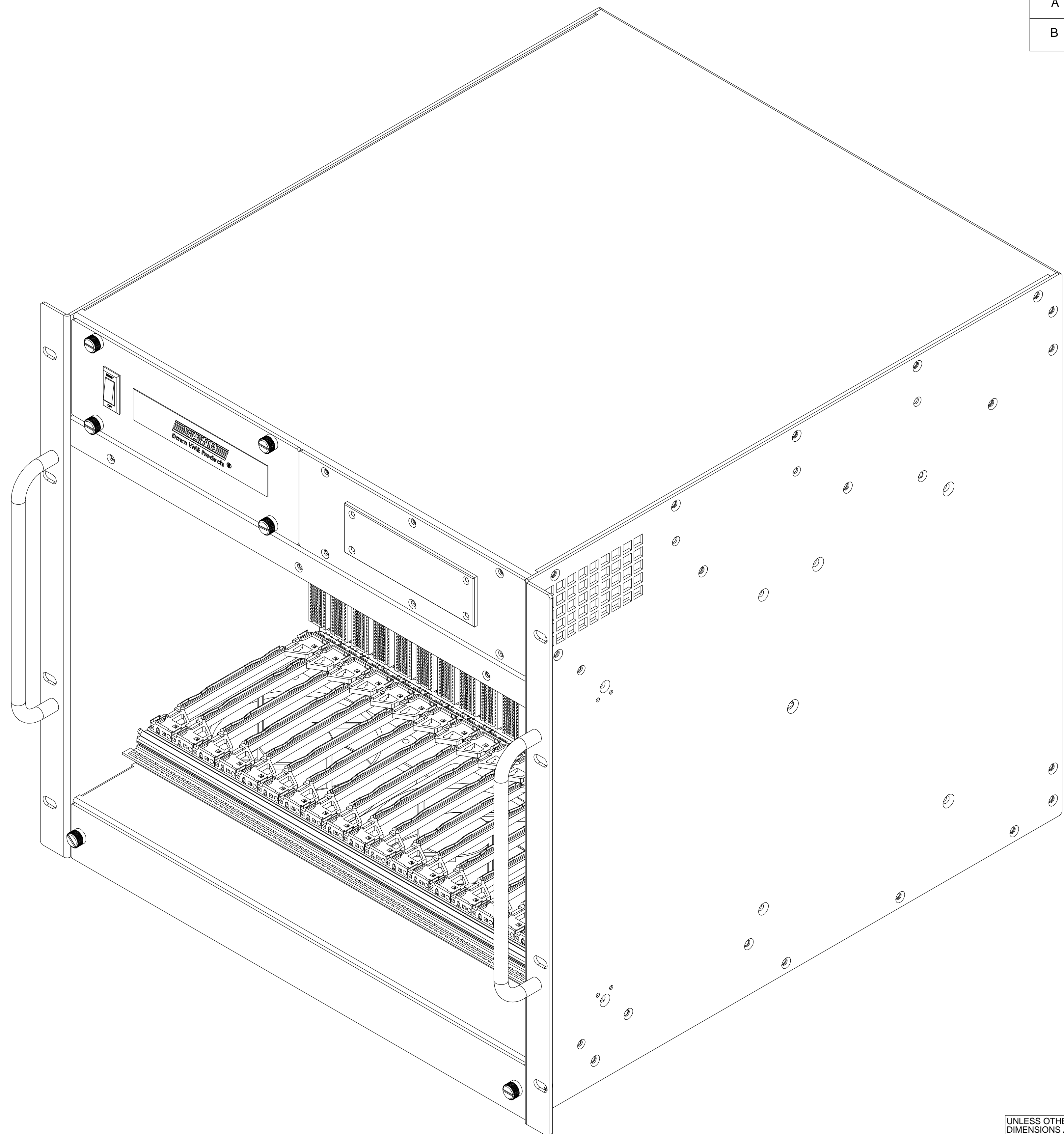


REVISIONS			
REV.	DESCRIPTION	APPD	DATE
A	RELEASE PER ECO 5883	JH	4/2/08
B	UPDATED ASSY PER ECO 5926	JH	6/26/08



WARNING: THE INFORMATION CONTAINED ON THIS DRAWING IS CONFIDENTIAL AND PROPRIETARY TO DAWN VME PRODUCTS, INC. ANY USE OF THIS INFORMATION OTHER THAN FOR THE PURPOSE IT WAS ORIGINALLY PROVIDED IS STRICTLY PROHIBITED. THIS DRAWING MAY NOT BE REPRODUCED IN FULL OR IN PART NOR INFORMATION CONTAINED UPON IT BE CONVEYED, DISCLOSED, OR USED WITHOUT THE EXPRESSED WRITTEN CONSENT OF DAWN VME PRODUCTS, INC. ANY VIOLATIONS OF THE ABOVE WILL BE PROSECUTED TO THE FULLEST EXTENT OF THE LAW.

UNLESS OTHERWISE SPECIFIED: DIMENSIONS ARE IN INCHES TOLERANCES ARE: FRACTIONAL <N/A> ANGULAR: ±1° XX ±.010 XXX ±.005 MATL:		INTERNAL REF		Dawn VME Products, Inc. 47915 Westinghouse Drive, Fremont, Ca. 94539	
FINISH		APPROVALS	DATE	TITLE:	
DO NOT SCALE DRAWING		ENGR J HERNANDEZ	4/2/08	CHASSIS, 10U X 20 10 SLOT 64X, RECESSED	
		DRAWN J HERNANDEZ	4/2/08	SIZE	REV
		ENG APPR.		D 45620	B
		ISSUED		DWG. NO. 11-1015600	
				SCALE: 1:1.6667	SHEET 1 OF 7

8

7

6

5

4

3

2

1

F

E

D

C

B

A

F

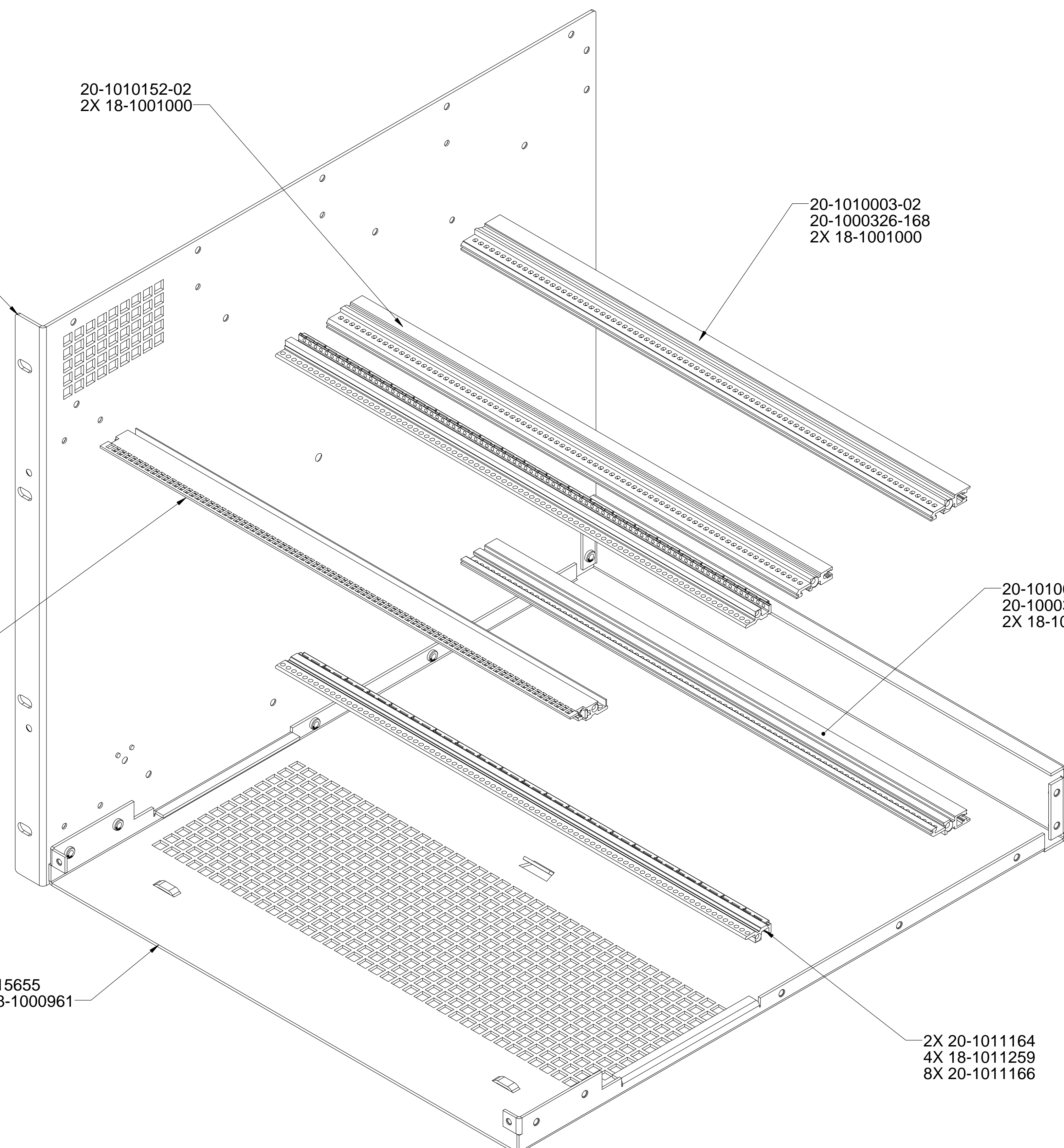
E

D

C

B

A



20-1010152-02
2X 18-1001000

10-1015651-01

20-1010003-02
20-1000326-168
2X 18-1001000

2X 20-1011163
2X 20-1011165
4X 18-1011259

20-1010003-01
20-1000326-168
2X 18-1001000

10-1015655
14X 18-1000961

2X 20-1011164
4X 18-1011259
8X 20-1011166

SIZE	FSCM NO.	DWG. NO.	REV
D	45620	11-1015600	B
SCALE: 3:5		CAD FILE: 11-f600B	SHEET 2 OF 7

8

7

6

5

4

3

2

1

8

7

6

5

4

3

2

1

F

E

D

C

B

A

F

E

D

C

B

A

2X 06-1012044
 2X 10-1013677-01
 2X 18-1000923
 2X 18-1002399
 2X 18-1000907

06-1009510-1125
 18-1000906-ZN A/R

9X 25-1000300
 (MOUNT REVERSED)

10-1009870-082
 18-1000981

2X 10-1015654
 8X 18-1000953

11-1015404
 4X 18-1000961

08-1015600
 18-1000906-ZN A/R

11-1012027

9X 25-1000314
 (MOUNT REVERSED)

10-1012087-01
 2X 18-1000907-ZN
 17-1000420
 17-1008625 A/R

SIZE	FSCM NO.	DWG. NO.	REV
D	45620	11-1015600	B
SCALE: 3:5		CAD FILE: 11-1600B	SHEET 3 OF 7

8

7

6

5

4

3

2

1

8

7

6

5

4

3

2

1

F

E

D

C

B

A

F

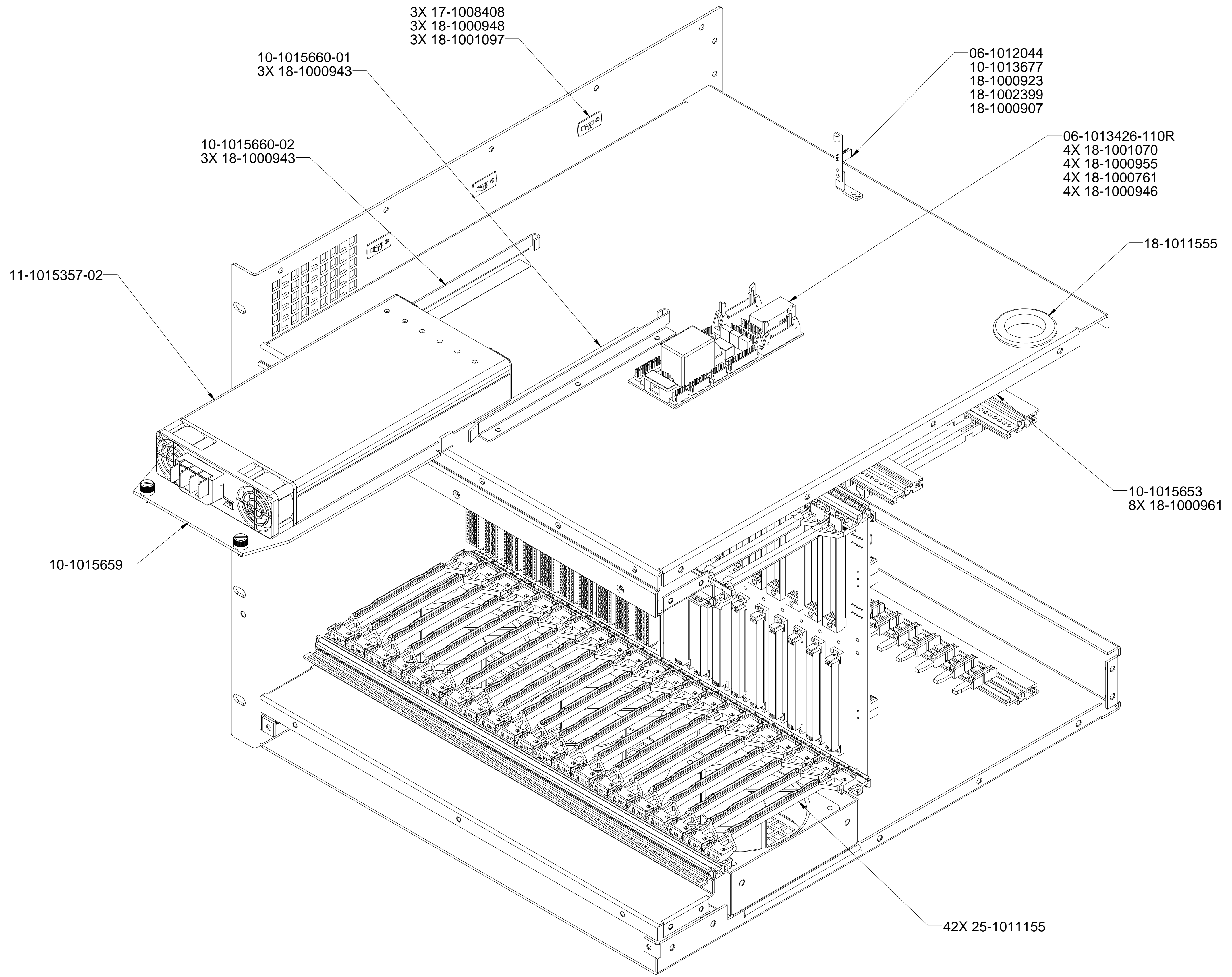
E

D

C

B

A



SIZE	FSCM NO.	DWG. NO.	REV
D	45620	11-1015600	B
SCALE: 3:5		CAD FILE: 11-f600B	SHEET 4 OF 7

8

7

6

5

4

3

2

1

F

F

E

E

D

D

C

C

B

B

A

A

10-1015652
14X18-1000961

30-1013633
2X 18-1000924
2X 18-1000935

10-1015651-02

52-1011137

11-1006778

2X 31-1009985
4X 18-1007077

18-1000962
18-1000966
18-1000963
18-1000977
(CHASSIS AND MOTOR BD GND))

SIZE	FSCM NO.	DWG. NO.	REV
D	45620	11-1015600	B
SCALE: 3:5		CAD FILE: 11-f600B	SHEET 5 OF 7

8

7

6

5

4

3

2

1

8

7

6

5

4

3

2

1

F

F

E

E

D

D

C

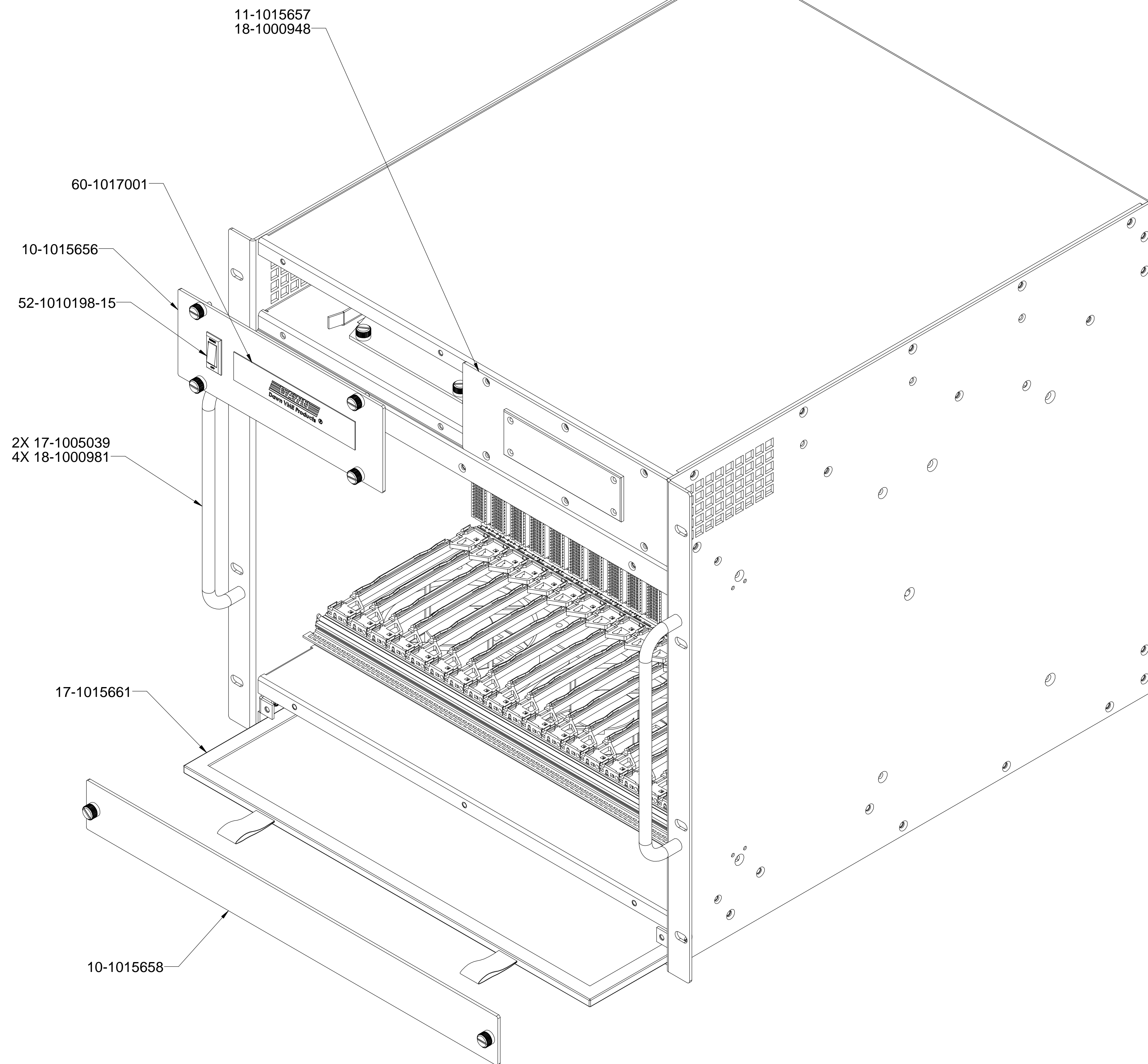
C

B

B

A

A



SIZE	FSCM NO.	DWG. NO.	REV
D	45620	11-1015600	B
SCALE: 3:5		CAD FILE: 11-f600B	SHEET 6 OF 7

8

7

6

5

4

3

2

1

8

7

6

5

4

3

2

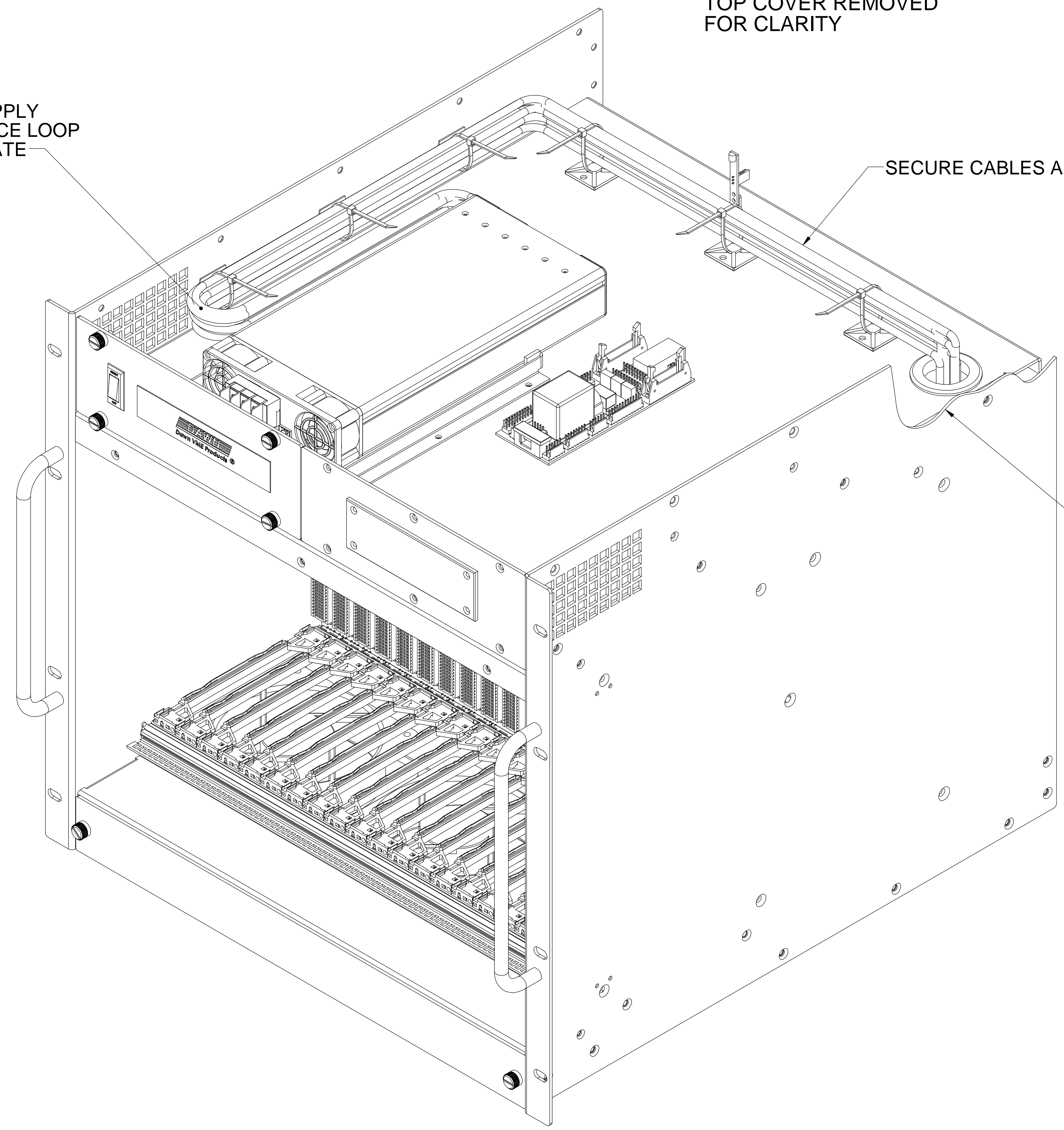
1

TOP COVER REMOVED FOR CLARITY

INSTALL POWER SUPPLY CABLES WITH SERVICE LOOP ATTACH TO SIDE PLATE

SECURE CABLES ALONG REAR OF SHELF

SIDE PLATE CUT AWAY FOR CLARITY



POWER SUPPLY CABLE ROUTING AND STRAIN RELIEF

SIZE	FSCM NO.	DWG. NO.	REV
D	45620	11-1015600	B
SCALE: 3:5		CAD FILE: 11-f600B	SHEET 7 OF 7

8

7

6

5

4

3

2

1